

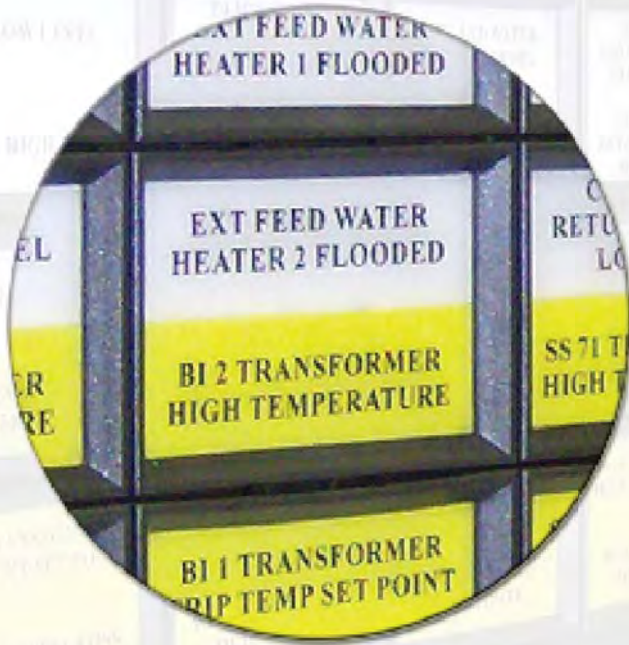
AI7525 Series Alarm Annunciator

AI7525 Series Alarm Annunciator, provides an ideal solution to all alarm system requirements:

Flexibility, Reliability and Programmability with “No Master Module” philosophy

Any size system with Modular construction capability

Options plus availability with the standard unit



Features:

- Integrated logic controller
- Modular multipoint design
- Full function, flexible and reliable
- Alarm sequence to ISA-S18.1
- Field configurable
- Nine different output types
- Backlit LED Illumination
- All sizes configurable
- Shallow installed depth (145mm)
- Five different cell sizes

AI7525 Series Alarm Annunciator

Features

Inputs

All inputs are optically isolated. System accepts NO/NC, Dry Contact/Voltage (configurable by jumper settings for each alarm point). Option of voltage input from field, PLC or personal computer can be supplied with contact voltages of 24, 48, 125 and 250V (AC or DC). No special tools or software needed for system configuration.



Outputs

System Supports the following outputs:

- Light Output
- Critical Audible Relay
- Non-critical Audible Relay
- Critical/Non-critical Buzzer
- Group Relay
- Common Relay
- Auxiliary Relay
- Common Alarm Relay
- First_Up Relay

Auxiliary Relay

Each alarm point can be supplied with an individual repeat relay. The repeat relays can be set to follow Input or Output. NO and NC contacts are available for each repeat relay.

Field Selectable Parameters

A vast range of system parameters are available to be configured by user; such as alarm sequence, individual input type (dry contact/voltage), critical/non critical outputs. No special tools or software needed for system configuration.

Backlit LED Illumination

Each window is backlit by almost unlimited life time "plug-in" LED Modules. Each easy removable LED Module has two 120° high bright LEDs. These LEDs provide Yellow, Red, Green and White bright lights visible even in the most ambient luminescent conditions.



Serial Communication

No Serial Communication is supported by AI7525 anymore. For this feature switch to its sister product; **AI5750 series**.

No Master Module and Reliability

Reliability is a priority in this industry. The AI7525 Series provides a unique solution for unparallel reliability. The AI7525 Series annunciator can operate either with or without a master module. Hence there is no single source of system failure and failure of a card does not affect the system operation.

Power Supply

A nominal, unregulated 24VDC power supply (20 to 28VDC) runs the system. There is no need for transient suppression.



Push Buttons

"Acknowledge", "Reset", "Test" and "Mute" push buttons are supported by the system with two choices; Remote and/or Integral push buttons.

Shallow Installed Depth

The unit is only 145mm deep, a fraction of regular annunciators.

Services

No special tools are required to replace system modules or to change the operating sequence and configuration. All field selectable parameters are configurable by jumper settings.

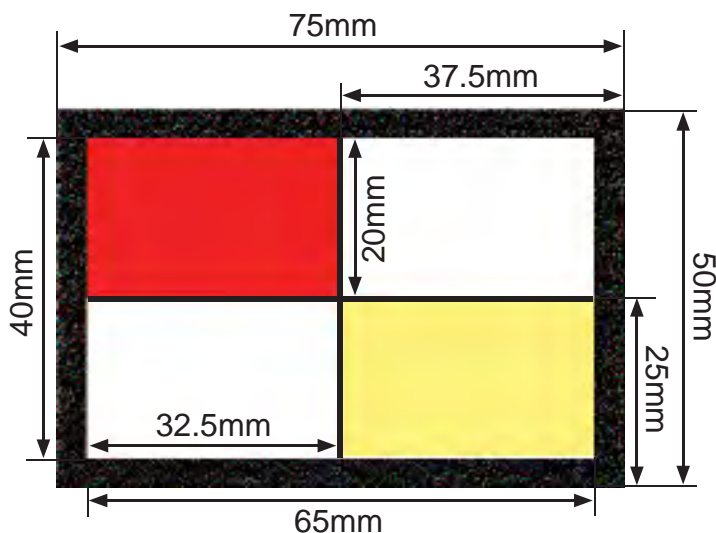


AI7525 Series Alarm Annunciator

Window/Cell Configuration

The AI7525 is modular and window based designed. It is manufactured from 75x50mm windows which can be assembled in an array to provide the number of rows and columns required to suit individual panel designs. Each cell within the annunciator is able to contain either;

- One single large window (H11 type): 75x50mm (WxH)
- Two medium cells: (H21 type): 75x25mm (WxH)
(H12 type): 37.5x50mm (WxH)
- Four small cells: (V21 type): 50x37.5mm (WxH)
(H44 type): 37.5x25mm (WxH)



Calculation of overall and cutout sizes is very easy by using the following formulas:

Overall Size Calculation of H11, H21, H12 and H44:

$$\text{Width (mm)} = C \times 75 + 37 \pm 0.5$$

$$\text{Height (mm)} = R \times 50 + 37 \pm 0.5$$

Cutout Size Calculation of H11, H21, H12 and H44:

$$\text{Width (mm)} = C \times 75 + 33 \pm 0.5$$

$$\text{Height (mm)} = R \times 50 + 33 \pm 0.5$$

Overall Size Calculation of V21:

$$\text{Width (mm)} = C \times 50 + 37 \pm 0.5$$

$$\text{Height (mm)} = R \times 75 + 37 \pm 0.5$$

Cutout Size Calculation of V21:

$$\text{Width (mm)} = C \times 50 + 33 \pm 0.5$$

$$\text{Height (mm)} = R \times 75 + 33 \pm 0.5$$

Visit the bellow link for Lens Replacement demonstration

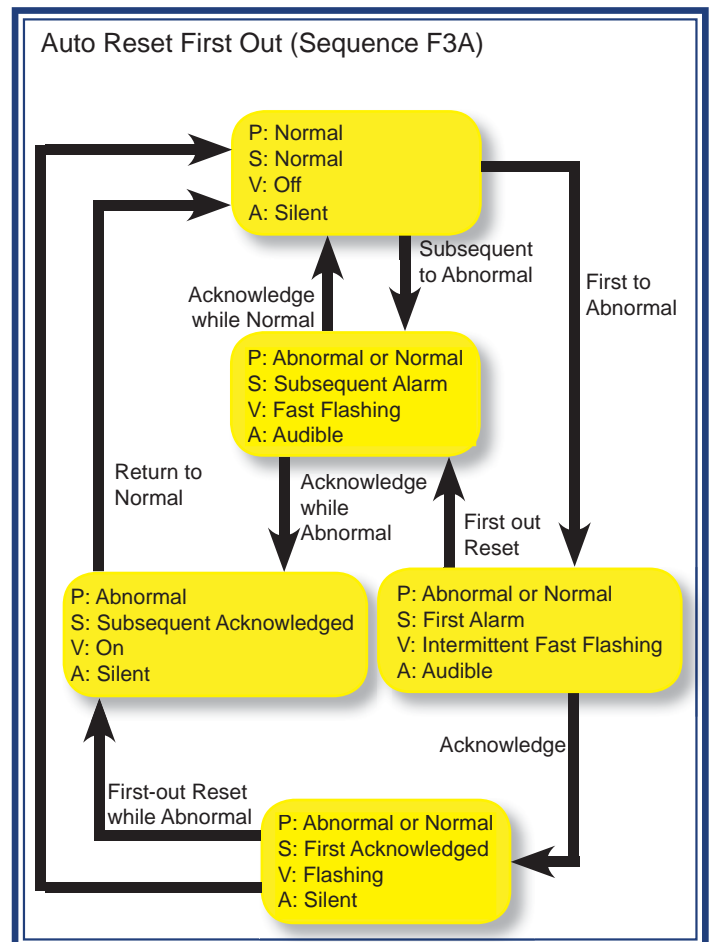
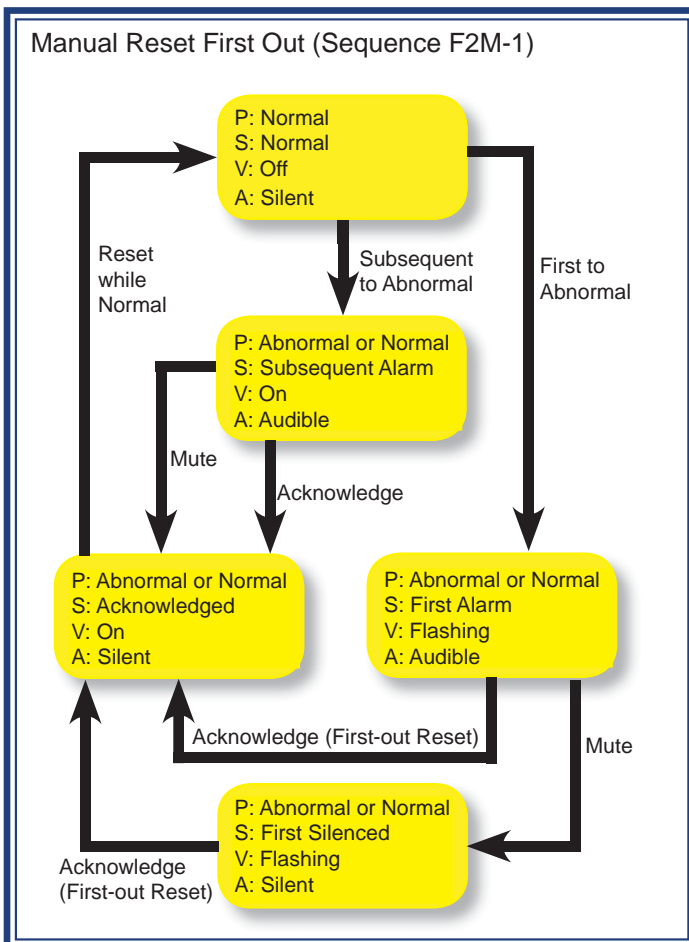
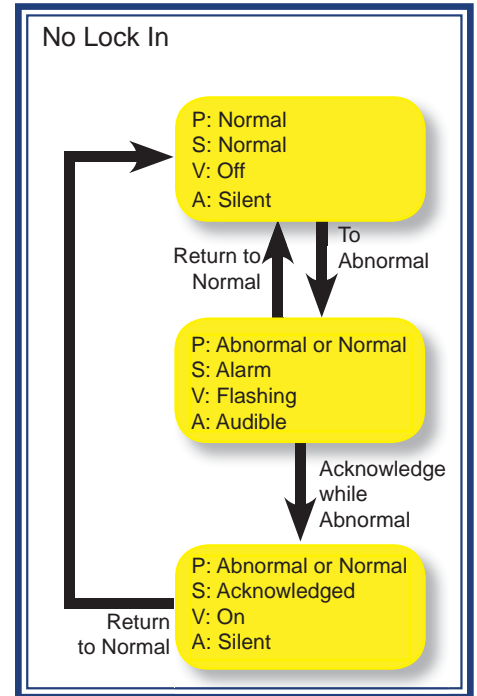
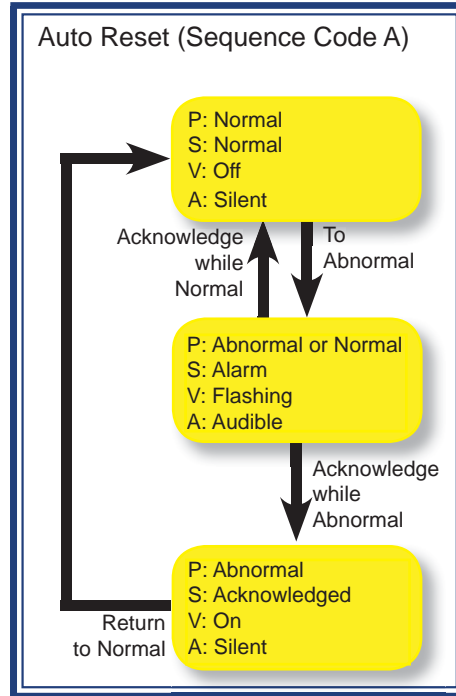
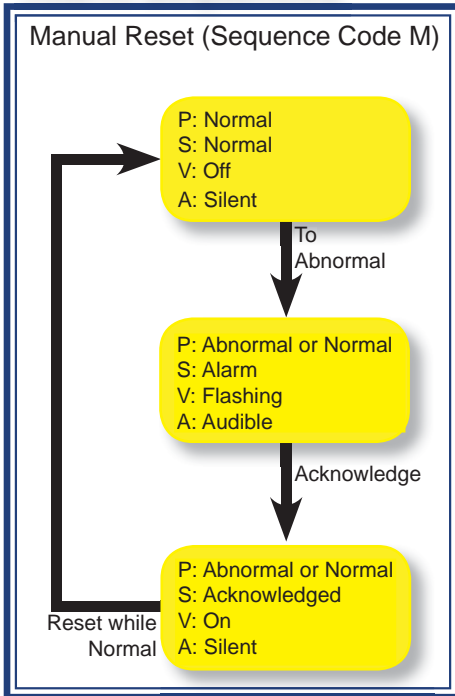
<http://www.youtube.com/watch?v=Hfd0D7UofgM>

C: Number of 75x50mm Windows in one row

R: Number of 75x50mm Windows in one column

AI7525 Series Alarm Annunciator

Alarm Sequences

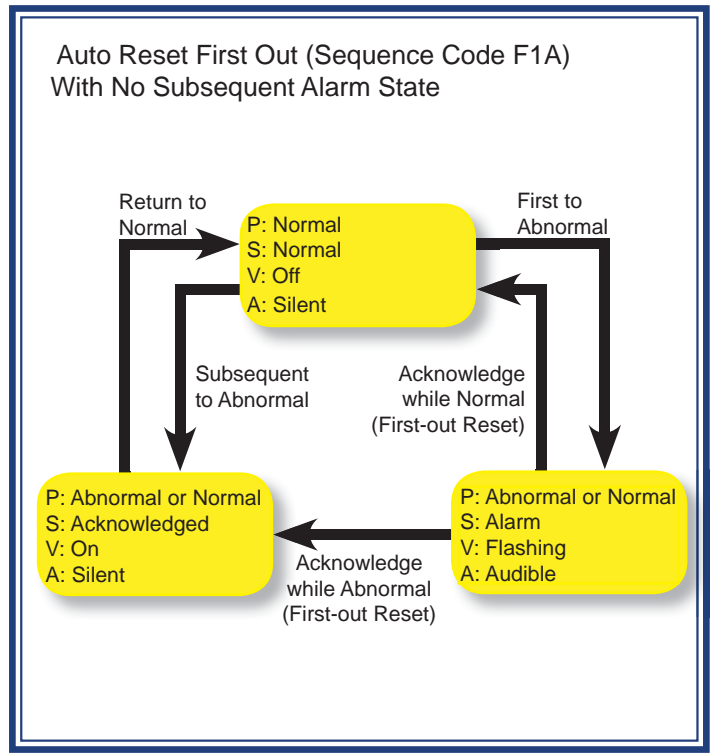
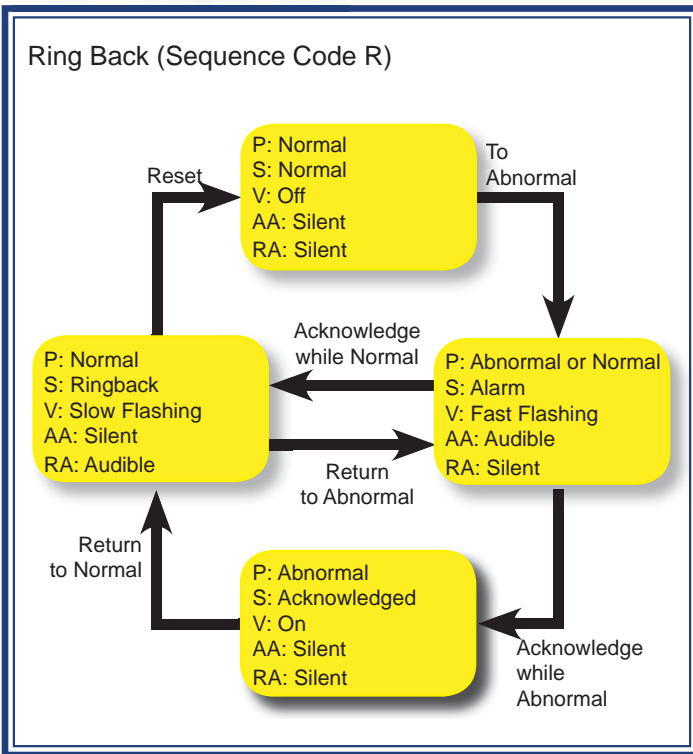


Legends:

P: Process S: Sequence V: Visual A: Audible AA: Alarm Audible RA: Ringback Audible

AI7525 Series Alarm Annunciator

Alarm Sequences



Legends:

P: Process S: Sequence V: Visual A: Audible AA: Alarm Audible RA: Ringback Audible

Visit the bellow links for Manual Reset & Auto Reset demonstration.

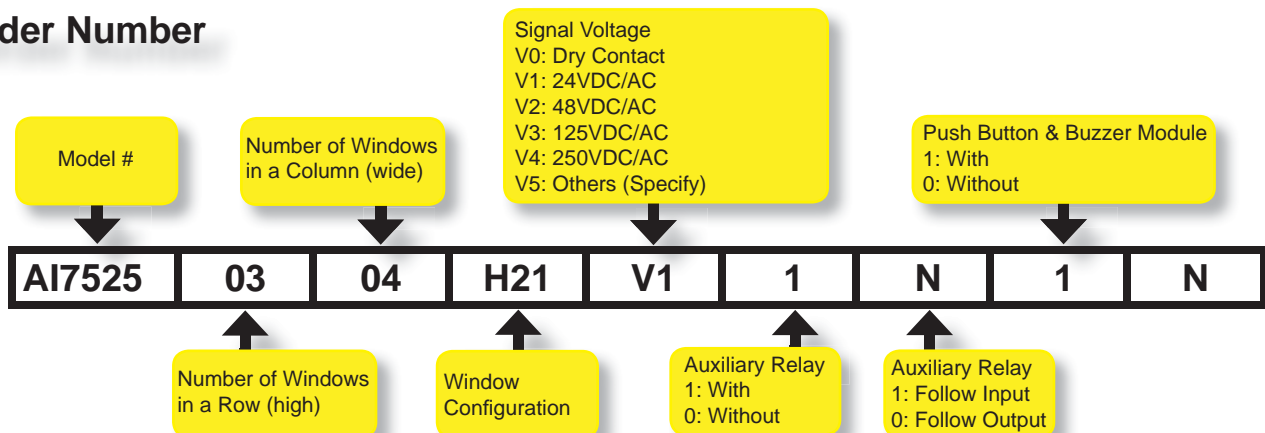
- <http://www.youtube.com/watch?v=XgYib4a5PoE>
- <http://www.youtube.com/watch?v=j7n6RerSviQ>

Integral Push Button & Buzzer Module (option)

Standard AI7525 Series Annunciators supports four remote Pushbuttons (Acknowledge, Reset, Test, Mute) and two Horns. As an option, an integral "Pushbutton & Buzzer Module" can be fitted in the bottom right window.



Order Number



AI7525 Series Alarm Annunciator

Technical Specification



INPUTS

Isolation and Polarity:

- Each input is optically isolated up to 2000VAC
- All inputs are bipolar and can accept AC or DC voltages

Alarm Inputs:

- Wet (voltage supplied) or dry (voltage free) contacts. Field Selectable for each channel individually
- Normally Open (NO) or Normally Closed (NC). Field Selectable for each Alarm Controller (for example for H21 window type, two channels have the same setting)
- Dry Contact and 24V (DC or AC) are standard inputs and other voltages are optional as bellow
- Other input Voltages; 48,125, and 250V (DC or AC)

Response Time:

- Standard unit: 50ms milliseconds
- Made to order from 1ms to 2s

OUTPUTS

Supported outputs:

- Light Output
- Critical Audible Relay
- Non-critical Audible Relay
- Critical/Non-critical Buzzer
- Group Relay
- Common Relay
- Auxiliary (Repeat) Relay (can be set to follow Input or Output)
- Common Alarm Relay
- First_Up Relay

Relay Rating: - 1A@24VDC
- 0.5A@ 120VAC

DISPLAY

Configuration:

- One single large window:
(H11 type): 75x50mm (WxH)
- Two medium window:
(H21 type): 75x25mm (WxH)
(H12 type): 37.5x50mm (WxH)
(V21 type): 50x37.5mm (WxH)
- Four small window:
(H44 type): 37.5x25mm (WxH)

Number of LED(s) per LED module: 2
Number of LED module per Alarm Point:

H11: 4 LED modules
H21, H12, V21: 2 LED modules
H44: 1 LED module

LED Module Color:

Yellow, Red, Green, White

Legends:

- Laser Engraved & color filled
- Printed translucent film

ALARM SEQUENCES

System supports all ISA-S18.1/1979

(R1985) sequences including:

- Manual Reset (M)
- Automatic Reset (A)
- Automatic Reset First Out (F3A)
- Automatic Reset First Out (F1A)
- Manual Reset First Out (F2M-1)
- Ringback (R)
- No Lock In

These sequences are Field Selectable for each Alarm Controller (for example for H21 window type, two channels have the same sequence)

GENERAL

Supply Voltage:

24VDC Nominal (20-28VDC)

Supply Current Per Alarm Point:

Quiescent: 4mA (at 24VDC)

LEDs: H11: 80mA (at 24VDC)

H21, H12, V21: 40mA (at 24VDC)

H44: 20mA (at 24VDC)

Relay: 10mA per relay (at 24VDC)

Additional 50mA current is required for Interface Module, Pushbutton/Buzzer Module and Common Relay

Environment:

Operating temperature : -20 to 60°C

Storage temperature -20 to 80°C

Humidity 0-95% RH, non condensing

Protection:

Front Panel: IP41

Enclosure: IP20

Weight:

Approximately 0.3 kg per H11 window

Connection Terminals:

- Two-part removable screw type

- Maximum wire size: 2.5 mm²

Mounting:

Panel Mount (flush)

PUSH BUTTONS

"Acknowledge", "Reset", "Test" and "Mute" push buttons are supported by the system with two choices; Remote and/or Integral push buttons



3-350 John Street, Thornhill,
L3T 5W6, Ontario, Canada

Phone: +1 289 597 APEX(2739)

Fax: +1 289 597 2200

Email: mail@annunciator.ca

Web: www.ANNUNCIATOR.ca

Distributed by: